


Project Concept Review

oleh: Veri Edi S



eLanguages



- Tips untuk mereview project di eLanguages...



eLanguages

Review # 1

- Apakah proyek itu memungkinkan terjadinya interaksi antar kelas yang terlibat. Jangan membuat proyek yang tidak membutuhkan mitra (internasional).
- Contoh...
 1. Exchanging Traditional Food Recipes
 2. Membuat Cerita Bergambar animasi dengan SwishMax



Bagaimana dengan
Proyek ini?

Review # 2

SIMPLE

- Apakah project itu menarik, mudah dan membuat rasa ingin tahu?
- Contoh:
 1. Exciting natural places in my country
 2. Unique places in my town

FUN



Review # 3

- Apakah Mempunyai tahapan proyek (antara 4 – 6 adalah tahapan yang ideal)



eLanguages - Exchanging Traditional Food Recipes - Microsoft Internet Explorer

File Edit View Favorites Tools Help

Back Forward Stop Refresh Home Search Favorites

Address http://www.elanguages.org/view_pagecontent.php?resourceid=45969;id=r45

powered by YAHOO! SEARCH Search Active Surf-Shield

My page: ven.santos Logout

eLanguages

> home > eLanguages projects > 16+ > Exchanging Traditional Food Recipes

Exchanging Traditional Food Recipes

Age range  16 - 20	Project stage In progress	Rating 
Language English	Last update 26-02-2009 20:09:42	Rate this project
Owner HARI PRASETYO	Resource use 22M	Join this project <input type="button" value="Join"/>

Summary

Each country have many traditional food. The traditional foods are adaptin their nutrition needs, or their location.


The aims of this project are:

1. To introduce our local traditional food as a part of cultural heritage.
2. To compare the nutrition of the traditional food.
3. To appreciate other countries' culture

Project Stages

start

eLanguages



Review # 4

- Apakah setiap tahapan mempunyai *output* utk dihasilkan berupa sumber-sumber belajar baru (*resource*)???



eLanguages - Exchanging Traditional Food Recipes - Microsoft Internet Explorer

File Edit View Favorites Tools Help

Back Forward Stop Home Search Favorites Refresh Print Mail Stop Settings

Address http://www.elanguages.org/view_pagecontent.php?resourceid=45969;id=r45969#r45969 Go Links

AVG powered by YAHOO! SEARCH Search Active Surf-Shield Search-Shield AVG Info Get More

Every country has many traditional food. The traditional foods are adapting from their economy, their climate, their nutrition needs, or their location.

The aims of this project are:

1. To introduce our local traditional food as a part of cultural heritage.
2. To compare the nutrition of the traditional food.
3. To appreciate other countries' culture

Project Stages

Traditional Food Introduction

1. Write the name of traditional food in your country
2. Describe and posting it in at webpage(doc or ppt)

- English Pancakes from Belvedere Junior School - UK.doc** 36.5 kb
- Bulgarian Traditional.doc** 242.0 kb
- Saint Nicolas day - a recipe from Bulgaria for the holidays.ppt** 258.5 kb
- Mince Pie Recipe from students at Hollingworth College, UK.doc** 385.5 kb
- Revani from Turkey.doc** 50.5 kb
- yoghurt dip, dps panipat refinery.doc** 31.5 kb
- pav bhaji, dps panipat refinery.doc** 27.5 kb
- kadhi, dps panipat refinery.doc** 23.5 kb
- imli rice, dps panipat refinery.ppt** 111.0 kb
- mutton, dps panipat refinery.ppt** 102.5 kb

TRADITIONAL FOOD AND DRINKS FROM CROATIA

1 <<< 1 of 4 >>>

Participants

- Andrew Nhlane - MALAWI
- Cristina Nechifor - ROMANIA
- Diana Antonova - Република България (Bulgaria)
- Diliana Tzvetkova - Република България (Bulgaria)
- Evi Subrata - INDONESIA
- HARI PRASETYO** owner - INDONESIA
- Katharina Fischer - SWITZERLAND
- Khairita Azhar - INDONESIA
- Khoiril Masyhur Eko Sukarno Putra - INDONESIA
- Ksenija Vidmar-Nincevic - CROATIA
- Leliana Setiono - INDONESIA
- Linda Djayusman - INDONESIA
- Lisa Mansell - United Kingdom
- Luminita Tanase - ROMANIA
- Luqman Hakim - INDONESIA
- MOHAMAD YONO - INDONESIA
- Magda Manis - INDONESIA
- Meltem Topalan - TURKEY
- Mia Annisa - INDONESIA
- Rekha (UKIERI) Vijayakar - INDIA
- Sema Pazarbasilar - TURKEY
- Setiawan Agung Wibowo - INDONESIA
- Sopyan Kosasih - INDONESIA
- Suryani Yacoeb - INDONESIA
- Tristan Rowles - United Kingdom
- Yeliz Alp kaya - TURKEY

start eLanguages - E... PRESENTASI Adobe Flash Pla... 6[1]. Membuat ... PRESENTASI PR... 3:52 PM

Review # 5

- Berapa lama waktu yang dihabiskan untuk mengembangkan project?? Jangan menghabiskan waktu terlalu lama untuk mengembangkan isi proyek.



eLanguages - Traditional Cake in My Town (Kue Tradisional di Kotaku) - Microsoft Internet Explorer

File Edit View Favorites Tools Help

Back Forward Stop Home Search Favorites Refresh Print Mail Stop Settings

Address http://www.elanguages.org/view_pagecontent.php?resourceid=55427;id=r55427#r55427 Go Links

AVG powered by YAHOO! SEARCH Search Active Surf-Shield Search-Shield AVG Info Get More

Mypage veri santoso Logoff Find Projects - Find Partner - Sitemap Search this site ...


eLanguages Language English Go

> home > eLanguages projects > 11 - 16 > Traditional Cake in My Town (Kue Tradisional di Kotaku)

Traditional Cake in My Town (Kue Tradisional di Kotaku)

Age range 10 - 50	Project stage In progress	Rating ★★★★★ ▶ Rate this project
Language Indonesian	Last update 19-02-2009 01:56:58	Join this project Join
Owner nizar woro	Resource use 8.0K	

Participants
nizar woro owner: - INDONESIA



Discuss this project
Discussion messages: 0

Tags
No tags have been defined.
▶ What is tagging?

Summary
Memperkenalkan ragam kuliner tradisional khususnya kue basah, bahan yang diperlukan dan cara membuatnya sebagai referensi usaha rumahan

Introducing traditional culinary whim particularly wet cake, the material is needed and how to make it as a reference home business

Project Stages

Done Internet

start eLanguages - T... PRESENTASI Adobe Flash Pla... 6[1]. Membuat ... PRESENTASI PR... 3:59 PM

eLanguages

Review # 6


- Apakah ada sumber (*resource*) yang terlalu besar ?? Daripada 1 film yang panjang, lebih baik *upload* beberapa film pendek.



Review # 7

- Apakah setiap tahapan proyek sudah jelas, konsisten dan informatif ???
Demikian juga dengan sumber-sumbernya.





➤ Cobalah untuk mengoreksi project yang sudah ada....