



Global Exports

Summer Holiday Project Work On Internationalism

Summer holiday project this year was a journey of exploration. Students were asked to collect pictures and information and use them to creatively draw conclusions.

Class I started their journey near home and collected pictures of festivals and foods associated with them.

Class II loved kangaroos and decided to explore Australia. They painted beautiful T-shirts based on Australia and made lovely posters of famous places in Australia.

Class III went to enterprising Japan and made models of Indo Japanese collaboration in electronics. They read Japanese stories and made models of Japanese objects in the story including tea cups and hand painted fans. They even made costumes with paper folding. In Maths they decided to use origami to learn about angles and triangles and other geometrical shapes.

Class IV had fun with Disneyland characters which they used to create cartoon cubes in

Maths. They had fun making models of

inventions made by American scientists. Wright brothers were famous among pupils with model aeroplanes. They made posters of the National Bird Bald Eagle and collected information on its habits and habitat.

Class V was sent to magical Russia to find out more about the great epic "War and Peace". Students wrote book reviews and made book covers. They made models of famous landmarks in Russia and located them on the map and then found out more about climatic conditions prevalent there. They made gift boxes and wrote letters to their pen pals.

Class VI wanted to know more about history of Royal Family of UK so they decided to create a family tree. They created travelogues and travel brochures of their virtual journey to UK. They prepared a rich tapestry of UK for their friends depicting National flower and emblem of four parts of United Kingdom namely England, Wales, Scotland and Ireland. They even brought back from their virtual journey a miniature of Big Ben personally crafted by their little hands.

Class VII virtually went to China to collect information of its early civilizations and its contribution to modern science and technology. They discovered history of gunpowder, paper making and advancements in language and computation by the Chinese. They made models of the Great Wall of China and learnt about its history. They looked at the communist political system to make comparison with politics of democracy at home.

Class VIII was the most creative in its literary, scientific as well as gastronomical pursuits. The students prepared a newsletter on history of fashion in France and its current trends. They discovered that there are great possibilities of fusion cuisines so they created a menu card of French, Indian as well as fusion cuisines. They made models of French space shuttle Cassini, a photoalbum of French landmarks with subtitles in English and Hindi which will come in handy for any traveller going from India to France.

Class IX decided to take a new view point and decided to look on New Zealand. Data interpretation of basic statistics collected on demographic profiles became the new area of interest. Hindi lessons were not left untouched by the frenzy of exploration of new ideas and looked at cricket links between NZ and India.

Posters in Hindi on upcoming test match as between NZ and India and cricket score cards of team members from both sides could be traded at a wishful price. Mr Isaac Human Liaison Officer, International Trade with NZ High Commission was so impressed with project work on adventure sports in NZ especially mountaineering, that he requested the school to share samples of the work with schools in NZ. He offered to gift NZ cricket team sports cards to the NZ team.

On the whole the massive exercise of desktop exploration around the world received rave reviews from all participants and parents when this work was displayed for parents on 18th August, 2009 raising the benchmark higher for teachers as well as students in their future exploits.





BAL BHARATI PUBLIC SCHOOL, DWARKA



Activity number

Activity Cover Sheet

Please complete a separate sheet for each activity

School Name:	Bal Bharati Public School Dwarka Sector 12
Title of activity:	International projects for Summer vacations
Teacher responsible:	All subject teachers and coordinators
Subjects involved:	Cross curricular
Brief details of the aim, content and outcomes of the activity	<p>Summer holiday project this year was a journey of exploration. All subject teachers sat together to link their subjects with countries allotted to them. Students were asked to collect pictures and information and creatively use the information and draw conclusions.</p> <p>Class 1 started their journey near home and collected pictures of festivals and foods associated with India.</p> <p>Class 2 loved Kangaroos and decided to explore Australia. They painted beautiful T shirts on Australia and made lovely posters of famous places in Australia.</p> <p>Class 3 went to enterprising Japan and made models of Indo Japanese collaboration in electronics. They read Japanese stories and made models of Japanese objects in the story including tea cups and hand painted fans. They even made costumes with paper folding.</p> <p>In Maths they decided to use origami to learn about angles and triangles and other geometrical shapes.</p> <p>Class 4 had fun with Disneyland characters which they used to create cartoon cubes in Maths. They had fun making models of inventions made by American scientists. Wright brothers were famous among pupils with model aeroplanes. They made posters of National Bird Bald Eagle and collected information on its habit and habitat.</p> <p>Class 5 were sent to magical Russia to find out more about the great epic "War and Peace" Students wrote book reviews and</p>





made book covers. They made models of famous landmarks in Russia and located them on the Map and then decided to find out more about climatic conditions prevalent there. They made gift boxes to pack most beautiful things in Russia and wrote letters to their penpals asking them to send gyts likes Russian dolls, chocolates, coins.

Class 6 Pupils wanted to know more about history of Royal Family of UK so they decided to create a family tree. They created travelogues and travel brochures of their virtual journey to UK. They brought from UK a rich tapestry of UK for their friends depicting National flower and emblem of four parts of United Kingdom namely England, Wales, Scotland and Ireland.

They even brought back from their virtual journey a miniature of Big Ben personally crafted by their little hands.

Class 7 virtually went to China to collect information of their early civilizations and its contribution to modern science and technology. They discovered history of gunpowder, paper making and advancements in language and computation by Chinese. They made models of Great Wall of China and learnt about its history. They looked at the communist political system to make comparison with politics of democracy at home.

Class 8 were the most creative in their literary, scientific as well as gastronomic pursuits.

They took out a newsletter on history of Fashion in France and its current trends. They discovered that there are great possibilities of fusion cuisines so they created a menu card of French, Indian as well as fusion cuisines. They made models of French space shuttle Cassini. A photo album of French landmarks with subtitles in English and Hindi will come in handy for any traveller going from India to France.

Class 9 decided to take a new view point and decided to look for Principles of Mathematics in New Zealand. Landmarks in NZ were objects of Geometrical interpretations conforming to laws



of Trigonometry. Data interpretation on basis statistics collected on demographic profiles became the new area of interest. Hindi lessons were not left untouched by the frenzy of exploration of new ideas and decided to look at Cricket links between NZ and India.

Posters in Hindi on upcoming test match between NZ and India and Cricket score cards of team's members from both sides could be traded at a wishful price. Mr Isaac Human Liaison Officer, International Trade with NZ High Commission was so impressed with project work on Adventure sports in NZ especially mountaineering, that he requested the school to share samples of the work with schools in NZ. He offered to gift NZ cricket team sports cards to the NZ team

OUTCOME

On the whole the massive exercise of desktop exploration around the world received rave reviews from all participants and parents when this work was displayed for parents on 18th August 2009 raising the benchmark higher for teachers as well as students in their future exploits. It opened windows for meaningful exploration of the web to discover treasures of the world and provided opportunities for creative exploits.

Countries explored	India, Australia, Japan, UK, USA, NZ, China, France, Russia.
Link school(s)	
Other sources of information	Internet and personal links
Time period of activity:	Two months
Number of students involved in this activity:	1800
Age range of students involved:	5 to 15 yrs
Type of Evidence included:	1. Samples of projects given 2. Photographs of projects displayed 3. Magazine report



Bal Bharati Public School
Sector-12, Dwarka
New Delhi-110 075
SESSION-2009-10

SUMMER VACATION PROJECT
CLASS-III

Dear Parent,

Summer vacation is the time to go beyond the four walls of school & home and explore the world.

The world around is shrinking fast and entering our homes through media & internet. In this era of rapid information transaction knowledge is power & knowledge management & communication are the key skills required. In order to prepare our budding netizens of the world we have embarked on a journey of exploration. We will start our international expedition from Japan. You will witness many more events related to international exploration throughout the year, which are meant for educating and empowering our globe trotter.

Your support in helping your ward explore different information for this project & interaction at different places will make him a confident & effective communicator.

With best wishes for an enriching vacation

Suruchi
(Suruchi)
Principa

SUBJECT - ENGLISH

1. Read any two Russian Folk Tales and make a story board depicting any one story.
2. Russian Folk Tales are depicting through Nesting Dolls. Nesting Dolls are the dolls which are placed one inside the other. Using three balloons, prepare paper mache dolls of different sizes. Cut them from the centre and place them one inside the other. Paint and decorate it to depict different characters of any one of the stories that you have read.
3. The annual 'White Nights Festival' derives its name from the short summer season when the sun never sets in Russia. Gather information about when, where and how it is celebrated & present it with pictures or illustrations in scrap file.
4. Write the recipe of any Russian salad and write your experience of making it with your family. It will be good to see some pictures of your making it with your family.

SUBJECT - FRENCH

1. Make greeting cards on 'birthday' / 'welcome' / 'thank you' in French to gift your Russian friend (use the salutations done in French in the class)
2. Make a tourist calendar using pictures of places in Russia. Write the numbers in French and English.

SUBJECT - GENERAL KNOWLEDGE

1. Russia has been a leader in space exploration by launching artificial satellites in space since 19th century. Prepare a model of satellite like-1 with the help of clay or hardboard.
2. Collect information and pictures about the following Astronauts of Russia and paste them on a full sheet of paper.
 - a. Yuri Gagarin (Roll No - 1 to 23)
 - b. S. P. Korshakov (Roll No - 24 to 46)



Samples of Projects



My Friends !!
I am Junji TANAKA, living in Vasant Vihar, New Delhi. My father is working with a Japanese company. I am studying in 6th standard in Japanese school. It has been 2 years since I am in India yet I want to ask you some questions about India and Japan

Japan's land area is 378,000 square kilometers, it is 1/9th of India (3,287,263km²). The population is 120 million even that is almost 1/9th of India (1,027,020,000 (National Census 2001)), thus the population density (people/population) is almost the same.

Ques 1) Write the populations of India and Japan in words.
Ques 2) Write the land area of Japan and India in words.

Ques 3) The highest mountain in Japan is Mt Fuji which is 3776m high. Name the highest mountain in India and paste pictures of both and write a few lines about both the mountains.

Ques 4 Fill the following table to find out the time in JAPAN.



विषय - हिंदी



लियो टॉल्स्टॉय जोकि रूस के प्रसिद्ध लेखक हैं उनके उपन्यास 'वॉर एण्ड पीस' का मुखपृष्ठ बनाकर उसे किताब का आकार दे तथा 'शान्ति' से संबंधित 4 नारे पुस्तक में चिपकाइए।
(अनुक्रमांक १ - २३ तक)

रूसी कहानीकार मैक्सिम गोर्की की 'वॉर एण्ड पीस' का हिन्दी अनुवाद किया गया है। इस किताब का मुखपृष्ठ बनाकर उसे किताब का आकार दे तथा 'शान्ति' से संबंधित 4 नारे पुस्तक में चिपकाइए।
(अनुक्रमांक २४ - ४६ तक)

रूस के प्रसिद्ध लेखक जैसे - इवॉन बुनिन (Ivan Bunin), अलेक्स टॉल्स्टॉय (Aleksandr Tolstoy), फ़िदोर डोस्टोव्स्की (Fedor Dostoevsky), लेर्मोनटोव (Lermontov), अलेक्सेंडर पुस्किन (Aleksandr Puskin), मैक्सिम गोर्की (Maxim Gorky), लियो टॉल्स्टॉय (Leo Tolstoy) आदि के चित्र एकत्रित कर उन्हें रंगीन कागजों पर चिपकाकर एक साहित्यिक पुस्तिका बनाइए तथा उनकी एक-एक रचना का नाम लिखिए।

(नोट - यह कार्य बच्चे इंटरनेट की मदद से कर सकते हैं।)

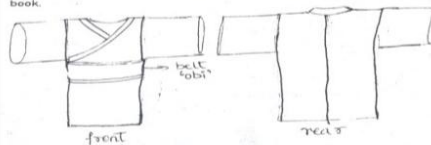
(अनुक्रमांक १ - ४६ तक)

SUBJECT - SOCIAL STUDIES

1. Hand held fans are very popular in Japan. They are used to symbolize friendship, respect and good wishes. Make a hand held folding fan, decorate it and paste it in a scrap book.
2. Chanoyu is the tea ceremony of Japan in which Japanese sit on the floor and serve tea traditionally in large bowls. Prepare a traditional tea drinking cup (with the help of the picture) with paper mache. Paint and decorate it. Also prepare the Japanese symbol which means 'harmony'.



3. Kimono is the traditional clothing of Japan it means 'thing to wear'. Kimonos are T-shaped straight lined robes with full sleeves worn by both the genders. With the help of the picture make a kimono with paper folding and paste it in your scrap book.



4. Paste picture of various Japanese Kites. Make a kite of your favourite colours with a string for pasting.





Bal Bharati Public School
Sector-12, Dwarka
New Delhi-110 075
SESSION-2009-10

SUMMER VACATION PROJECT
CLASS-VII

Dear Parent,


Summer vacation is the time to go beyond the four walls of school & home and explore the world.

The world around is shrinking fast and entering our homes through media & internet. In this era of rapid information transaction, knowledge is power & knowledge management & communication are key skills required. In order to prepare our budding netizens of the world we have embarked on a journey of exploration. We will start our international expedition from China. You will witness many more events related to international exploration throughout the year, which are meant for educating and empowering our globe trotters for tomorrow.

Your support in helping your ward explore different sources of information for this project & interaction at different levels will make him a confident & effective communicator.

With best wishes for an enriching vacation.

Suruchi
(Suruchi Gandhi)
Principal



SUBJECT - SOCIAL STUDIES

1. The picture of US National flag. Find out how many stars and stripes are there and what is their significance?
2. How much work has to be done in scrap book.
3. Choose any one of the following days and prepare an attractive scrap book showing the importance and how they are celebrated?
a) Martin Luther King Day
b) Women Day
c) International Day of the Girl
d) International Day of the Boy
e) International Day of the Girl
f) International Day of the Girl
g) International Day of the Girl
h) International Day of the Girl
i) International Day of the Girl
j) International Day of the Girl

4. Make a Poster/Montage/Placard on any two of the following:
a) Presidents - (Abraham Lincoln or Barack Obama) - Small Biographical sketch.
b) National Bird - (Bald Eagle) Why this bird is chosen to be a National bird of USA?
c) National Anthem - (The Star Spangled Banner) Make a Scroll.
d) National Flower - (Rose) what is the importance of this flower?

विषय - हिंदी

नीचे दी गई तैयारी में अपनी को सविएए जो के चित्र स्पष्ट बूक पर चिपकाकर पढ़ें।

- विषय - हिंदी
- टॉम एंड जैरी
- सूप मेन
- विनी द पूड
- स्पीडर मेन
- चाली चैपलिन

मे में डिजनी लैंड की सेर" इस विषय पर दस वाक्य अव्यय पुस्तिका में लिखिए।

विषय - हिंदी

डायरी लेखन: छुट्टियों में किए गए उपयोगी कार्यों, माता - पिता की मीठ-मस्ती, घमण आदि आपने जो कुछ भी किया, उसके आधार पर प्रत्येक के अंत में एक डायरी लिखिए और इस प्रकार पाँच साप्ताहिक डायरी बनाइए (पुरानी पुरानी डायरी का प्रयोग करें)। (रोल नं. १ से २३ के लिए)

रचना-कार्य: आपकी नयी कक्षा की पाठ्य-पुस्तक में एक नया संबंधित पाठ दिया जाता है। आप 'चीन' के विषय में पाठ पढ़ेंगे। हम आपको एक शब्द-मंजुषा दे रहे हैं। उसमें दिए गए शब्दों के अर्थ लिखें। एक पाठ तैयार करें और उसमें दस प्रश्न भी बनाएँ।

शब्द-मंजुषा: बुसली, कुंग-फू, मैदान, प्रधानाचार्य, विद्यालय, खेल, साई-क्री, धर्म, बौद्ध शिक्षा, लड़ाई, खेल भावना, नाली, विद्यार्थी, खिलाड़ी (इस कार्य को हैंड मेड शीट व चार्ट पेपर के प्रयोग से पाठ्य-पुस्तक के चित्रों - पाठ को पाठ्य-पुस्तक के रूप में लिखें)। (रोल नं. - २३ से ४६ के लिए)

परियोजना-कार्य

भारत-चीन संबंध

रोल नं. १ से १५ - फोटो-फ्रेम बनाइए।
चीनी यात्री फाहयान, हवेनसांग (भारत में बौद्ध धर्म व दर्शन के अध्याय आएँ)

कन्स्रुअस (चीनी दार्शनिक व समाज सुधारक) माओत्से - तुंग (साम्यवादी) इनके विषय में जानकारी देते हुए इनके चित्र चिपकाकर घर में बची खुद-खुद तथा कर्टेज शीट से एक फोटो फ्रेम बनाइए जिसमें एक तरफ चित्र चिपकाकर उसके किये कार्यों का वर्णन कीजिए।

रोल नं. १६ से ३० - यात्रा-निर्देशिका बनाएँ।

बौद्ध धर्म को मानने वाले देशों में चीन भी एक है। यदि एक व्यक्ति चीन के बौद्ध मंदिरों तथा विहारों के दर्शन करना चाहे तो उसे एक यात्रा-निर्देशिका तैयार करनी होगी।

आवश्यकता पड़ेगी। हैंड मेड शीट के चौथाई भाग के प्रयोग से एक यात्रा-निर्देशिका तैयार करें। इसमें चित्र के साथ उसका नाम तथा स्थिति (कहाँ स्थित है) भी दर्शाएँ।



Subject: French

1. Make a project on any festival of China and France and compare with that of your country.
Note: - Festivals should be described in French and highlight the prepositions used in the description.
2. Make a small recipe book having two Chinese and two French recipes and two Indian versions of Chinese or French dishes with pictures. It will be interesting to see your pictures with your family cooking & enjoying any one of the recipes.
3. Make different type of hats worn by people in China and write a short description of them in French (make any 2 hats).

Subject: Maths

Following data represents population of China and India in some of the years

Year	1951	1961	1971	1981	1991	2001
China (In Millions)	550	670	820	1000	1160	1300
India (In Millions)	361	439	548	683	844	1027

Draw a neat double bar graph representing the above information on a cardboard paper the following questions:-

1. In which year, difference in population of China and India was maximum?
2. In which time interval, the maximum increase in population of India was there?
3. What is the percentage increase in population of both the countries in time interval 1981-1991?

Standard Time is 05:30 hours ahead of GMT i.e. (GMT + 05:30) and China Standard Time is 8 hours ahead of GMT i.e. (GMT + 8:00)

Plane for Beijing starts from IGI Airport at 07:30 p.m. I.S.T. If journey is of 12 hours, what is the expected time of arrival (as per China Standard Time)?

What will be the point of time in China if it is 08:00 a.m. in India?

Bal Bharati Public School
Sector-12, Dwarka
New Delhi-110 075
SESSION-2009-10

SUMMER VACATION PROJECT
CLASS-VIII

Dear Parent,

Summer vacation is the time to go beyond the four walls of school & home and explore the world.

The world around is shrinking fast and entering our homes through media & internet. In this era of rapid information transaction, knowledge is power & knowledge management & communication are key skills required. In order to prepare our budding netizens of the world we have embarked on a journey of exploration. We will start our international expedition from France. You will witness many more events related to international exploration throughout the year, which are meant for educating and empowering our globe trotters for tomorrow.

Your support in helping your ward explore different sources of information for this project & interaction at different levels will make him a confident & effective communicator.

With best wishes for an enriching vacation.

Suruchi
(Suruchi Gandhi)
Principal



COUNTRY - FRANCE

France is one of the most beautiful countries in the world. It is one of the most developed countries in the world. It is a country of high cultural interests, beaches, sea-side resorts, and is well known for their beauty and tranquility. So, this is a great opportunity to explore the majestic country France and admire its beauty.

Happy Exploring France!!!

Subject: English

1. Choose any one of the following countries and make a project of your choice. Have a great time exploring (A or B)

2. Make a project depicting any famous French author like Victor Hugo, Moliere, Dumas, Victor Hugo etc. You may paste a picture, present the author and his works inside book cover.

3. Prepare a page newsletter on French Fashion and famous French designers like Gucci, Versace etc. Paste picture, source articles on interesting facts, changing fashion trends, poems etc. and use the same in the opening page with your picture.





Bal Bharati Public School
Sector-12, Dwarka
New Delhi-110 075
SESSION-2009-10

Dear Parent,

Summer vacation is the time to go beyond the four walls of school & home and explore the world.

The world around is shrinking fast and entering our homes through media & internet. In this era of rapid information transaction knowledge is power & knowledge management & communication are the key skills required. In order to prepare our budding netizens of the world we have embarked on a journey of exploration. We will start our international expedition from New Zealand. This will help us understand the events related to international exploration throughout the year, which are meant for educating and empowering our globe trotters for tomorrow.

Your support in helping your ward explore different sources of information for this project & interaction at different level will make him a confident & effective communicator.

With best wishes for an enriching vacation.

Suruchi Gandhi
Principal



Bal Bharati Public School
Sector-12, Dwarka
New Delhi-110 075
SESSION-2009-10

HOLIDAY HOMEWORK
CLASS-IX

New Zealand is an island country in the South-Western Pacific Ocean. It is notable for its geographic isolation because of its long isolation from the rest of the world and its island biogeography. New Zealand has extra ordinary flora and fauna. Much of the contemporary New Zealand culture is derived from British roots. The world's largest Polynesian festival, the Haka, is performed by the Maori people of New Zealand.

NOTE:

- Choose any three points from each subject.
- The dates for submitting homework for each subject is as follows
 - English - 01/07/09 & 02/07/09
 - Hindi/Sanskrit - 03/07/09 & 04/07/09
 - Maths - 06/07/09 & 07/07/09
 - Science - 08/07/09 & 09/07/09
 - Social Science - 10/07/09 & 13/07/09
- The holiday homework carries 5 marks as internal assessment in the 1st cycle test.

NEW ZEALAND

Bal Bharati Public School
Sector-12, Dwarka
New Delhi-110 075
SESSION-2009-10

SUMMER VACATION PROJECT
CLASS-IV

Dear Parent,

Summer vacation is the time to go beyond the four walls of school & home and explore the world.

The world around is shrinking fast and entering our homes through media & internet. In this era of rapid information transaction knowledge is power & knowledge management & communication are the key skills required. In order to prepare our budding netizens of the world we have embarked on a journey of exploration. We will start our international expedition from U.S.A. You will witness many more events related to international exploration throughout the year, which are meant for educating and empowering our globe trotters for tomorrow.

Your support in helping your ward explore different sources of information for this project & interaction at different levels will make him a confident & effective communicator.

With best wishes for an enriching vacation.


Suruchi Gandhi
Principal

Money

FIND THE FOLLOWING WORDS

U.K.

PENNY	NICKEL	DIME	QUARTER	COIN
ONE	FIVE	TEN	TWENTY	FIFTY
HUNDRED	BILLS	CURRENCY	DOLLAR	MONIE



Photographs

