

PROJECT CONCEPT REVIEW



Advance eLanguages Training

Jakarta
February 26-28, 2009

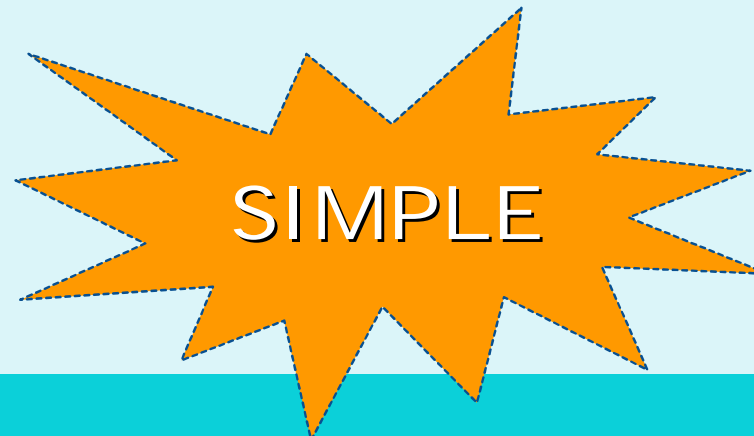
TIPS MEMBUAT PROYEK

1. Topik yang mudah dan membuat guru lain ingin bergabung



Apakah topik-topik ini menarik?

- Castles of the world
- Home stay di desa
- Festival and celebration in other countries



TIPS MEMBUAT PROYEK

2. Panjangnya proyek dapat di atur Tidak bertele-tele atau terlalu panjang. Lebih baik membuat proyek yang singkat



AGE 10-16

Automobiles_ Friends or foes?

Summary

The project is devoted to the study of the problems connected with the spread of automobiles worldwide. They cover a wide range of themes: from ecological problems caused by cars to gender discrimination connected with automobiles. Students will be able to design their own cars, prepare and maintain interviews, create digital products and what not.

Project Stages

Introduction

In this section you will get instructions how to participate in the project. The idea of the project will be delivered.

[Introduction of the project.ppt](#) 7.5 MB

Cars: What Makes Them Popular?

At this stage we shall study the reasons why cars are so popular in our modern world.

Enjoy this video advertisement and answer the question of the poll.

[Aston Martin.wmv](#) 4.3 MB



Manageable
length

TIPS MEMBUAT PROYEK

2. Panjangnya proyek dapat di atur Tidak bertele-tele atau terlalu panjang. Lebih baik membuat proyek yang singkat



Automobiles_ Friends or foes?

Evaluation of the ad

Will you buy this Aston Martin car?

Yes, of course! 100.0%

Maybe... 0.0%

Never! 0.0%

Poll closed: 09/11/2008

responses: 1

Cars and the Environment: Can They Be Friends?

At this stage participants are invited to study and discuss ecological problems connected with automobiles.

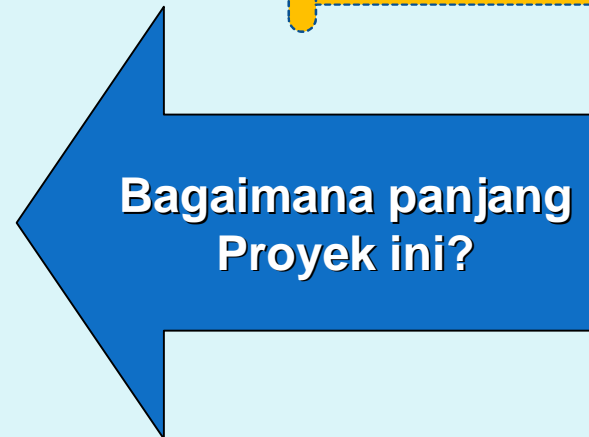
[Questions for interview.doc](#) 25.0 kb

[Automobiles and the environment.ppt](#) 734.0 kb

Sharing Results

At this stage participants can test their knowledge and learn how to organise final events.

[Quiz "Problems with cars"](#)



TIPS MEMBUAT PROYEK

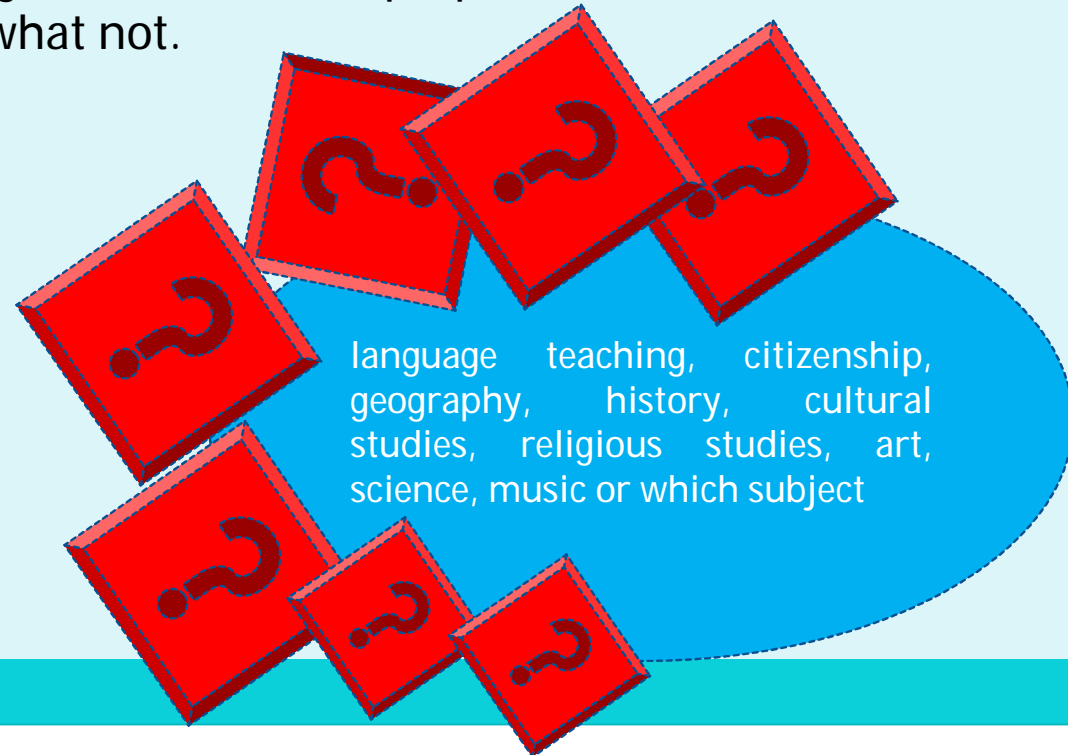
3. Relevan dengan kurikulum mengajar



Automobiles_ Friends or foes?

Summary

The project is devoted to the study of the problems connected with the spread of automobiles worldwide. They cover a wide range of themes: from ecological problems caused by cars to gender discrimination connected with automobiles. Students will be able to design their own cars, prepare and maintain interviews, create digital products and what not.



TIPS MEMBUAT PROYEK

4. Sesuai dengan usia siswa



AGE 10-16

Automobiles_ Friends or foes?

Summary

The project is devoted to the study of the problems connected with the spread of automobiles worldwide. They cover a wide range of themes: from ecological problems caused by cars to gender discrimination connected with automobiles. Students will be able to design their own cars, prepare and maintain interviews, create digital products and what not.

Project Stages

Introduction

Cars: What Makes Them Popular?

Evaluation of the ad

Cars and the Environment: Can They Be Friends?

Sharing Results

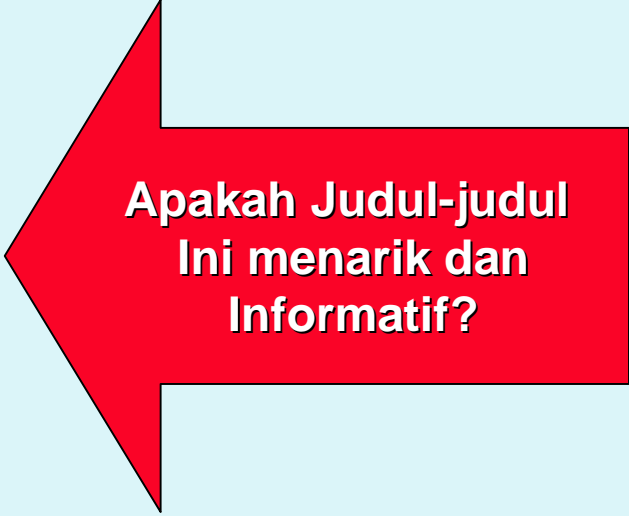
Age Appropriate?

A large red arrow pointing to the left, containing the text 'Age Appropriate?' in white. The arrow is positioned to the right of the project stages list.

TIPS MEMBUAT PROYEK

5. Judul yang menarik dan informatif

- Koperasi Sekolah 10 - 18 INDONESIA
- Minat baca bagi anak 12 - 15 INDONESIA
- CITIES 16 - 19 BULGARIA
- Being young in Europe 16 - 20 GERMANY



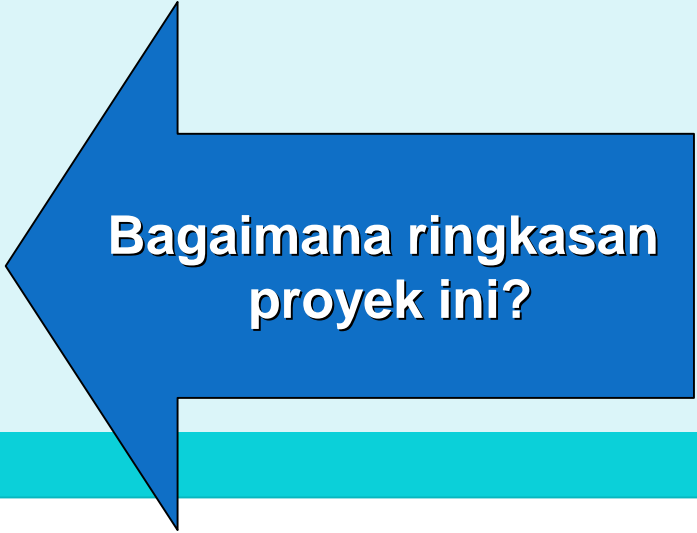
Apakah Judul-judul
Ini menarik dan
Informatif?

TIPS MEMBUAT PROYEK

6. Ringkasan proyek yang singkat, membuat orang ingin terus membaca dan disajikan dengan baik

Writing for The Future 5 - 27 INDONESIA:

Membaca dan menulis adalah rangkaian aktivitas yang terus mengiringi langkah seseorang pencari ilmu. Ia seolah menjadi "keterampilan" yang mutlak harus dimiliki dalam mengarungi semaraknya dunia pendidikan. Melalui project ini, siapa pun dapat berekspresi melalui tulisan (fiksi maupun non fiksi) yang menunjang kreatifitas dalam proses belajar (bagi siswa dan guru) maupun respon terhadap lingkungan sekitar. Saatnya menulis untuk masa depan yang lebih baik

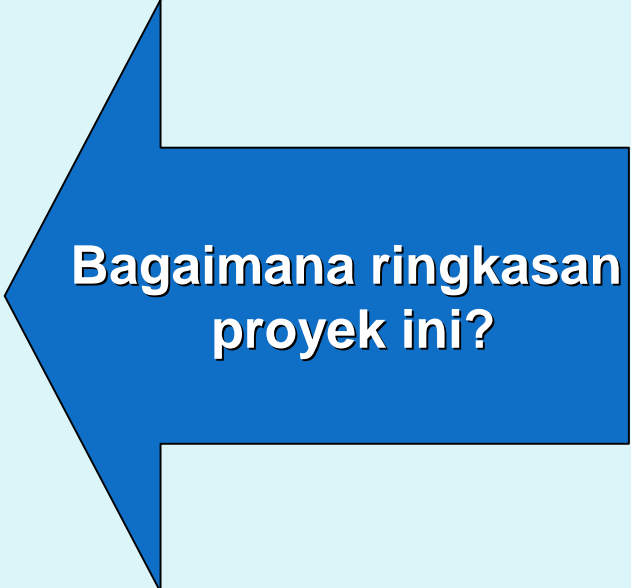


**Bagaimana ringkasan
proyek ini?**

TIPS MEMBUAT PROYEK

6. Ringkasan proyek yang singkat, membuat orang ingin terus membaca dan disajikan dengan baik

- Mengenal Huruf Al Quran 4 - 5 INDONESIA : Peserta bisa mengenal huruf Al Quran



**Bagaimana ringkasan
proyek ini?**

TIPS MEMBUAT PROYEK

7. Tahapan proyek dibatasi



AGE 16-18



Rich River Poor River
Summary

Each country have many rivers, and most of the people depend on it. River ecosystem degradation was primarily caused by lack of awareness of the community to the important of the river as sources of freshwater for human and habitats for hundreds of species in it.

The aim of this project is to research flora and fauna on river and water quality.

Project Stages

Searching Literature

Define the Characteristics of Good River

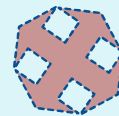
Collecting Data: Biodiversity and Water Quality

Data Analysis

Exchange: The Results of Data Analysis

Feedback

Link to other resources



The recommended number of project stages is between three and six. Project stages should be clearly defined and ideally should lead naturally on, one from the other.

TIPS MEMBUAT PROYEK

8. Adanya keluaran (bahan-bahan) pada setiap tahapan



Rich River Poor River

Summary

Each country have many rivers, and most of the people depend on it. River ecosystem degradation was primarily caused by lack of awareness of the community to the important of the river as sources of freshwater for human and habitats for hundreds of species in it.

The aim of this project is to research flora and fauna on river and water quality.

Project Stages

Searching Literature

Student should find more details about the characteristics of good river through internet or library.

Define the Characteristics of Good River

Teacher discuss to define the characteristics of good river.

TIPS MEMBUAT PROYEK

8. Adanya keluaran (bahan-bahan) pada setiap tahapan



Rich River Poor River

Collecting Data: Biodiversity and Water Quality

Each student groups observe their own river: physical condition of river and river bank, biodiversity, and water quality. Observing organisms diversity including: diversity of insect on the river bank, diversity of plants on the river bank. To observe water quality be used macroinvertebrata as bioindicator.

Data Analysis

Groups of Student analysis Data that be collected.

Exchange: The Results of Data Analysis

Groups of Student exchange the result of data and analys each others.

Feedback

Group of student should give comment, advice, and propose to improve river condition other group.

Link to other resources

Here you can find link to other resources

[The clean Annapolis River Project](#)



**Adakah output disetiap
Tahapan?**

TIPS MEMBUAT PROYEK

9. Layout/tampilan bahan (pengajaran) yang rapih pada setiap tahapan



Care should be taken to lay out the resources in each project stage in an attractive, logical, well-spaced way.



TIPS MEMBUAT PROYEK

10. Pelabelan (Judul, sub judul nama dokumen) yang jelas, konsisten dan informatif



AGE 10-14

Global Citizens Summary

Students in Year 7 in England and China will explore what it is like to be a citizen in their culture and exchange/share information. At the end, they will present this information to other students within their school to raise awareness of global citizenship.

Project Stages

Getting to know you

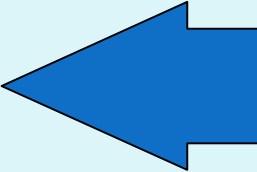
Students will be allocated an e-friend in the partner school. Each student will create a personal powerpoint presentation with pictures of themselves, their families and things to do with their interests.

[Lucinda](#) 795.5 kb

[Harry](#) 908.5 kb

[Holly](#) 188.0 kb

[Jamie](#) 2.9 MB



**Bagaimana pelabelan
Di proyek ini?**

TIPS MEMBUAT PROYEK

10. Pelabelan (Judul, sub judul nama dokumen) yang jelas, konsisten dan informatif



AGE 10-14

Global Citizens

What's life like for you?

Students will be given a series of questions intended to find out about what their society expects of them. They will discuss in a group and put together the answers as a group. It will be about attitudes and expectations of their immediate society. These questionnaires will then be exchanged with the partner school.

Knowing me, knowing you

Students will consider the responses of their partner school and comment on these to each other, asking questions as appropriate to find out further information or clear up misunderstandings.

Presentation

Students will present the information about their partners to other students within their school in order to raise awareness of the idea of global citizenships and to consider differences and similarities between their idea of being a citizen in their community.

Toolkit



- Eksplorasi ide
- Tentukan alasan anda membuat proyek ini
- Bekerjasamalah
- Gunakan teknologi yang tepat
- Rencanakan tahapan proyek
- Susunlah dengan rapi
- Perhatikan keamanan
- Perhatikan hak cipta
- Langkah selanjutnya: Berpikir ke depan
- Carilah jawaban

Latihan Kelompok



- Buatlah yel-yel Kelompok
- Review Plus dan minus sebuah proyek (10 mins) – Tentukan sendiri proyek yang grup anda akan nilai.
- Presentasi Kelompok (5 menit presentasi, 5 menit pertanyaan jawaban)